








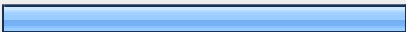








**1. What region of the state do you work in? Please check all that apply.**

	Response Percent	Response Count
North (Cleveland vicinity) 	29.4%	5
Northwest (Toledo vicinity) 	17.6%	3
Northeast (Youngstown-Akron-Canton) 	29.4%	5
South (Cincinnati vicinity) 	11.8%	2
Southwest (Dayton vicinity) 	11.8%	2
Southeast (Athens - Portsmouth vicinity) 	11.8%	2
<b>Central (Cols 60 mile radius) </b>	<b>35.3%</b>	<b>6</b>
<i>answered question</i>		<b>17</b>
<i>skipped question</i>		<b>1</b>



**2. Do you feel that CARF accredited Work Hardening programs are a valuable service option for your clients?**

	Response Percent	Response Count
Yes 	72.2%	13
No 	27.8%	5
Comments		5
<i>answered question</i>		<b>18</b>
<i>skipped question</i>		<b>0</b>



3. Do you have problems finding CARF accredited Work Hardening programs for your consumers?			Response Percent	Response Count
Yes			61.1%	11
No			22.2%	4
Other (please specify)			16.7%	3
<b>answered question</b>				<b>18</b>
<b>skipped question</b>				<b>0</b>

4. If you are unable to find CARF accredited Work Hardening programs, how do you deal with this? Check all that apply.			Response Percent	Response Count
Request that the PT facility simulate job tasks during active PT.			20.0%	3
<b>Request that the PT facility simulate job tasks during work conditioning.</b>			<b>86.7%</b>	<b>13</b>
Request that the PT facility simulate the job tasks during a combination of active physical therapy and work conditioning, which are completed at the same time.			26.7%	4
Other- please comment			13.3%	2
Comments				3
<b>answered question</b>				<b>15</b>
<b>skipped question</b>				<b>3</b>


**5. Do you have problems getting active physical therapy (PT) approved in an original plan (state fund workers comp)?**

	Response Percent	Response Count
Yes 	33.3%	5
No 	66.7%	10
Comments		4
<b>answered question</b>		<b>15</b>
<b>skipped question</b>		<b>3</b>

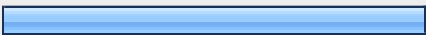
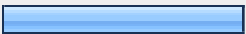
**6. Do you have problems getting a pre-plan FCE approved in your state fund cases?**

	Response Percent	Response Count
Yes 	26.7%	4
No 	73.3%	11
Comments		3
<b>answered question</b>		<b>15</b>
<b>skipped question</b>		<b>3</b>

**7. Do you feel Work Conditioning is a valuable tool in getting injured workers back to work? Please elaborate**

	Response Percent	Response Count
Yes 	100.0%	16
No	0.0%	0
Comments		10
<b>answered question</b>		<b>16</b>
<b>skipped question</b>		<b>2</b>

**8. Do you have problems getting a plan approved that combines active PT and Work Conditioning or Work Hardening at the same time?**

	Response Percent	Response Count
Yes 	63.6%	7
No 	36.4%	4
	Comments	11
	<i>answered question</i>	11
	<i>skipped question</i>	7